



# i-Ready Diagnostic Family Info



**OAKLAND UNIFIED  
SCHOOL DISTRICT**  
*Community Schools, Thriving Students*

# What is iReady?

iReady is an online program OUSD purchased for this year. It has two functions:

- a) As a reading diagnostic
- b) As a personalized online learning tool

**All K-2 students in OUSD are expected to take the diagnostic. Many will enjoy it so much that they want to continue using it for online learning!**



# Will this be how Crocker teaches reading?

No - Crocker teachers will teach reading to their students during their Zoom meetings. Your child will also practice reading independently at home, and we need you to keep reading to your child daily! In fact, these are the BEST ways for kids to improve their reading skills.

**This online tool does not replace the powerful ways your child's capable teacher will determine and provide what your child needs! It is offered as an additional tool for individual practice.**



# How Does the Diagnostic Work?

- Adaptive computer-based diagnostic (questions change based on students' answers)
- No need to rush or spend too much time on any one question

Some questions  
will be **hard**



Some questions  
will be **easy**



Others will be  
**just right**





# How Long Will This Take?



- Several short sessions
- 10-15 minutes each
- Stopping & starting is just fine
- Adaptive test gets harder!
  - Just guess if you don't know
  - Hard questions help program determine skill level

# Only Give Tech Support!!

# RESIST



If you give your child hints or straight out provide answers, then the program will think they have more skills than they actually do and the follow-up activities it creates will be too hard for your child.

There is no “bad result” to a reading diagnostic. It’s just a measure; kind of like your child’s temperature or blood pressure. We just want to know what they read **INDEPENDENTLY!**

# Online Lessons Available

- Families and teachers who choose to have their children engage in lessons through iReady may do so! The program automatically assigns lessons at their level as soon as they complete the diagnostic.



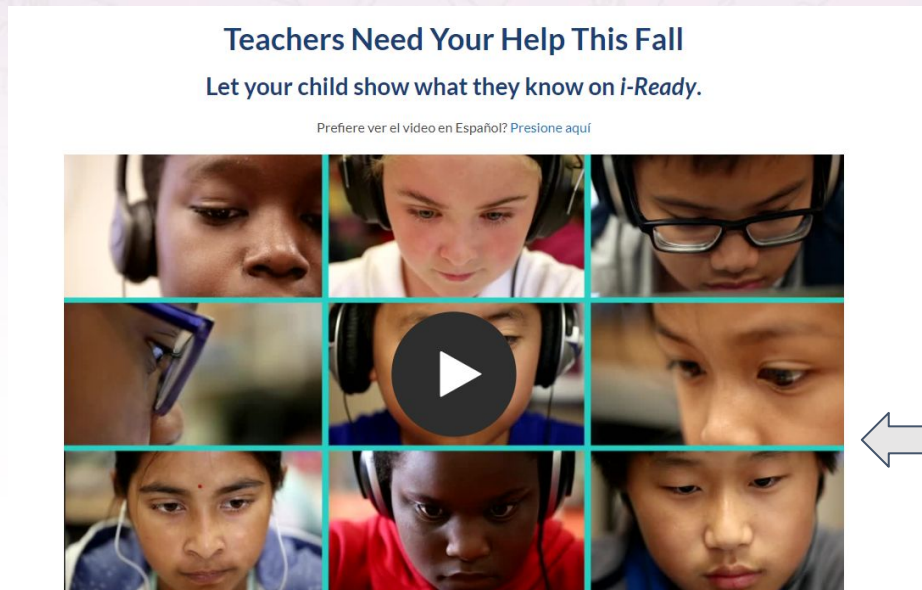


# Please watch this 2-minute video:

[Link to Video for Parents: How to Help\) with iReady](#)



Please note - we are only doing reading (the video refers to math as well). Oakland purchased licenses for reading only.



This is not the live video link; it's just what it looks like when you click the link above.



# How Will Kids Participate?


## CHOOSE ONE OPTION:

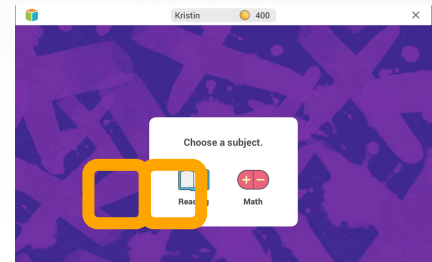
- (a) At home, on your own schedule, sometime between 8/24 and 8/30; OR
- (b) With a staff member, scheduled outside of the Zoom meeting time with the teacher. We will need an adult at home to make sure the student is logged in and ready to go, and there will need to be at least 2 sessions.

*An advantage to doing it at home is that it's easier to spread over multiple sittings, and you won't have to make arrangements with a staff member.*

*Of course, if you prefer, just email the teacher if you would like us to arrange to do this over Zoom.*

# How to Administer from Home

1. Go to the [Crocker Tech page](#)
2. Click 
3. Click Log in with Google.
4. Select iReady.
5. You will see this: Select Reading.
6. It's also possible to use an iPad. [Here](#) are instructions for that.



# Next, you will see a page like this:


Select the green button to start your READING DIAGNOSTIC.



# Next, you will watch a video, then start the reading diagnostic.



Watch a video.



Choose **READING**. Your child may stop at any time and come back to it later. Do not ask a young child to spend more than 20 minutes, unless they have **AMAZING** focus and desire to continue. Stop and start as often as needed. This should be done over multiple sittings.



# After the Diagnostic:

Once your child completes the diagnostic, the system will automatically assign an activity based on their reading level. Your child's teacher will either assign iReady as part of their daily learning or make it optional.



# Where to Find More Information

You can visit i-Ready's website for families:

<https://i-readycentral.com/familycenter/>

Here are some helpful articles from the iReady website:

<https://i-readycentral.com/articles/assessing-at-home-support/>

