



# **Pedestrian and Bicycle Safety Skills**

School Assembly Presentation

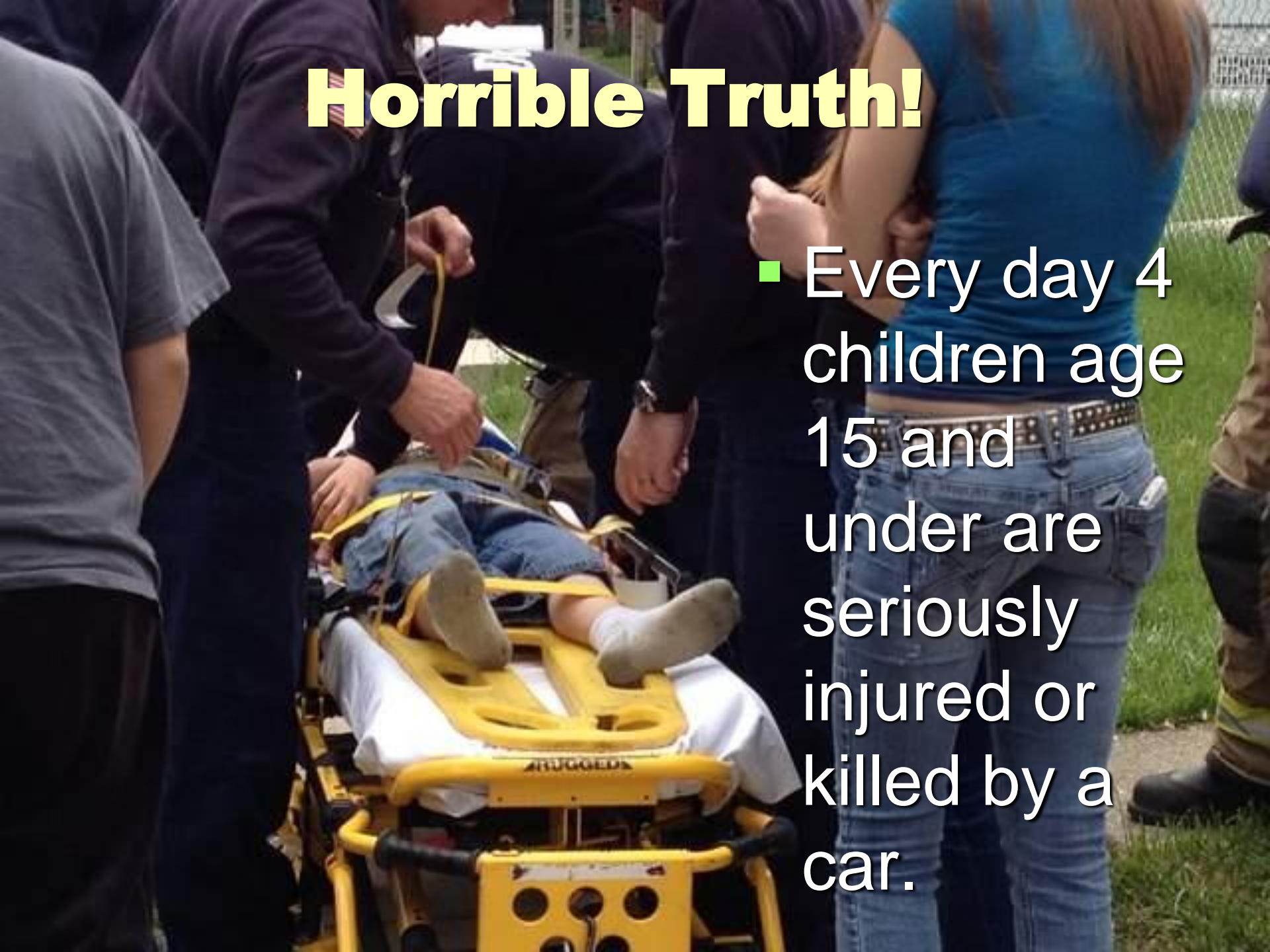
# Vocabulary

- Pedestrian
- Motor vehicles
- Drivers
- Traffic
- Safety Patrol



# Horrible Truth!

- Every day 4 children age 15 and under are seriously injured or killed by a car.



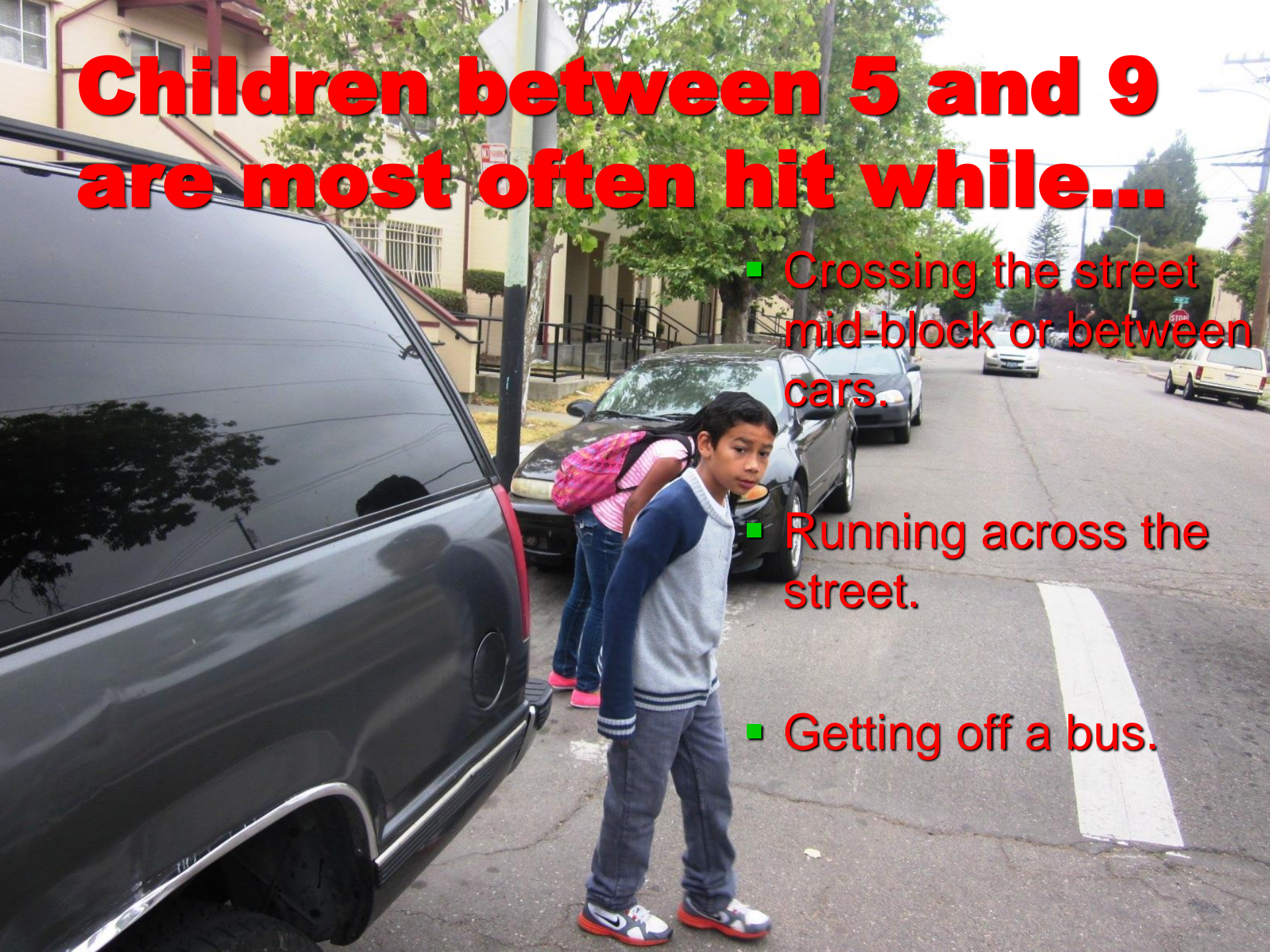
**The most common time these accidents occur are when children are at play.**





# Children between 5 and 9 are most often hit while...

- Crossing the street mid-block or between cars.
- Running across the street.
- Getting off a bus.



The following amount of pedestrian or bicycle collisions  
(2006-2008) occurring within ½ mile of each school:

**LWL/Global 62**

**Hoover 61**

**Lafayette 54**

**Manzanita 42**

**Fruitvale 40**

**Greenleaf 40**

**Bridges 37,**

**Bella Vista 21,**

**P.L.A.C.E. 14**







# SafeRoutes

National Center for Safe Routes to School



# School Safety Patrols



- Safety Patrols save lives by:
- Slowing traffic down
- Learning street safety skills
- Creating a safety culture in their school
- Teaching street safety skills to others



# School is Out

- Since the safety patrol won't be here we want to give you some tips to help keep you safe over the summer.
- Remember most children are hit while at play.





**Always cross the street with  
an adult until age 10**





# Use sidewalks or paths



- If there are sidewalks or paths, walk as far from the motor vehicles as possible on the side of the street facing traffic.



**Watch for motor vehicles  
turning out or pulling out of  
driveways**





**Choose a route with the fewest streets to cross.**







**Avoid crossing busy or high speed streets.**

# Be more visible to cars

- by wearing bright clothing in the daytime.
- When there is little or no light wear retro-reflective gear or carry a flashlight.





# Always look for motor vehicles.

- Drivers are supposed to obey the rules and watch for pedestrians but they cannot be relied on always to do so.







**Do not cross behind or within 10 feet of the front of a bus or other large vehicle because the driver cannot see this area.**



**Stop at the edges of driveways and curbs and look for motor vehicles before proceeding.**





**Watch for parked motor vehicles that may be getting ready to back up or pull forward.**





**Before crossing, always look for motor vehicles even after a crossing guard, parent or other adult says it's OK to cross.**







**Walk, don't run across the street.**



**Be safe on wheels**





**Wear bright colored, close fitting clothing.**



- Tie shoes, secure pant legs.




**Do wear a properly fitted helmet.**





**Do not wear headphones.**







**Do not  
carry  
anyone  
else on  
the  
bicycle.**





**Do not carry  
anything in your  
hands.**



**Avoid night riding but if  
necessary use lights and  
reflectors.**





# Be Safe This Summer



- Safety Patrol recruitment begins in August!
  - Join us!