


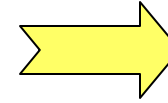
Shop with Scrip Sign-Up Instructions

Step 1:
Go to website:
www.shopwithscrip.com



Step 2:
Click on create an
account

Family Sign Up!
Ready to get started?
Create a
ShopwithScrip Account
Now.



Step 3:
Enter enrollment code
to link to Crocker

Enrollment Code:
439BB88431593

Good work! Almost there, just a few more steps:

Step 4:
Click on PrestoPay to link your
checking account

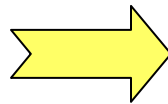
Click on **Yes, I agree**

Enter in bank information

Bank Name: ABC Bank
Account Name: Mom's Checking
Account Type: Checking

Enter Routing Number and
Account Number

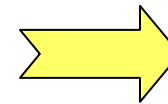
Choose a pin between 1000 and 9999
Remember that PIN!

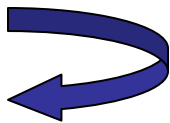


Step 5:
Wait 2-3 days



Check bank account for two
small deposits (.01 - .10)



Step 6: 
Go back to
ShopWithScrip.com and click
on PrestoPay to enter in the
two small deposit amounts.
You will receive an approval
code by email. Send that email
to scrip@crockerschool.org.

Your Crocker coordinator will
then activate your account.
You are ready to order!



Congrats and thank you!
Happy shopping.